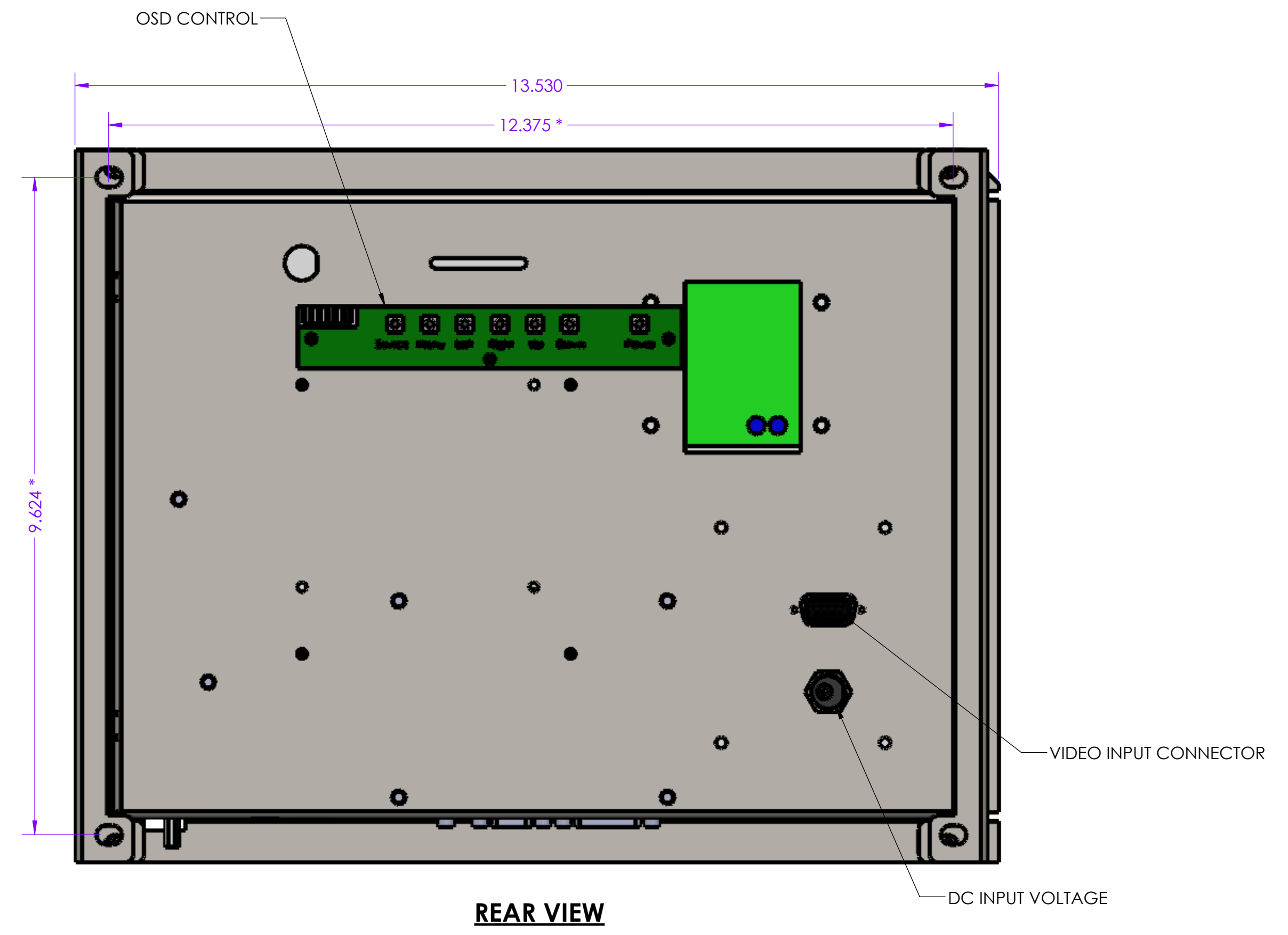


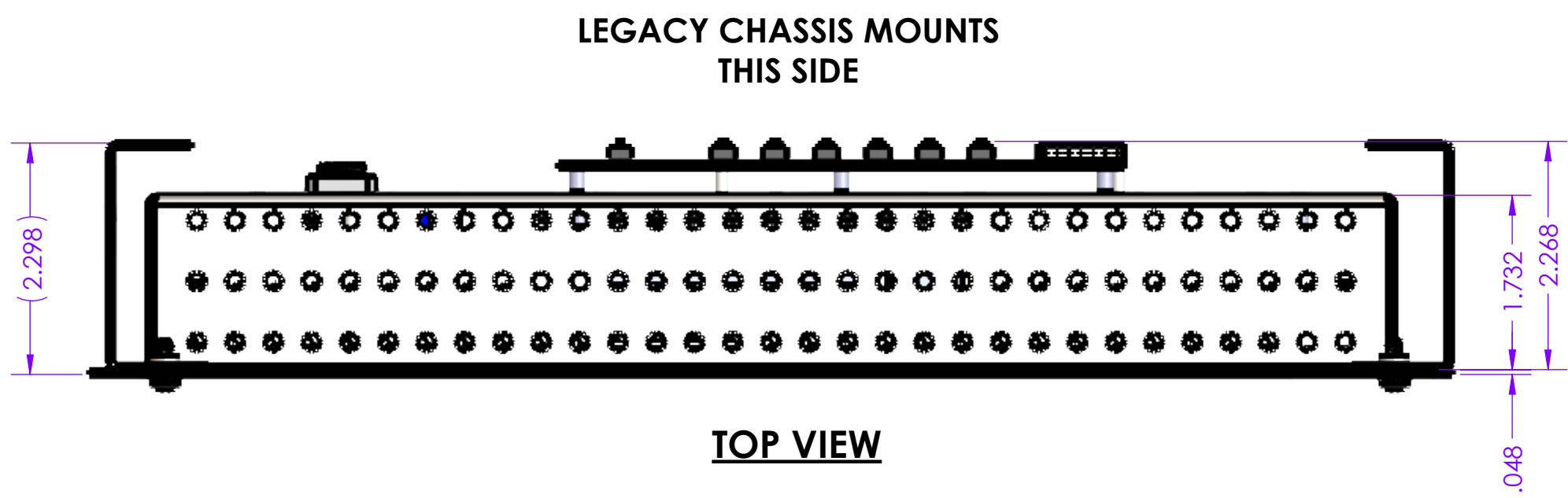


REVISIONS			
REV.	DESCRIPTION	DATE	APPROVED
1	PROTOTYPE RELEASE	7/04/2006	ARJ
2	UPDATED TO SHOW REAR FEATURES	4/15/2007	ARJ
3	ADDED LEGACY CRT DIMENSIONS	7/3/2009	ARJ
4	UPDATE TO CURRENT CONTROLS	10/28/2020	OBM



* LEGACY CRT MOUNTING HOLES

UNLESS OTHERWISE SPECIFIED:		NAME	DATE	Dynamic Displays, Inc. TITLE: OUTLINE DWG, OPEN FRAME, 14" LCD
DIMENSIONS ARE IN INCHES		DRAWN	OBM 7/14/2006	
FRACTIONAL ±		CHECKED	DR 7/14/2006	
ANGULAR ± MACH ± BEND ± 5°		ENG APPR.	OBM 7/14/2006	
TWO PLACE DECIMAL ±.020		MFG APPR.	PN 7/14/2006	
THREE PLACE DECIMAL ±.010		Q.A.	MRC 7/14/2006	
PROPRIETARY AND CONFIDENTIAL		COMMENTS:		SIZE DWG. NO.
THE INFORMATION CONTAINED IN THIS DRAWING IS THE SOLE PROPERTY OF DYNAMIC DISPLAYS, INC. ANY REPRODUCTION IN PART OR AS A WHOLE WITHOUT THE WRITTEN PERMISSION OF DYNAMIC DISPLAYS, INC. IS PROHIBITED.		DO NOT SCALE DRAWING		D 0014107
				REV 4
				SCALE: 1:1.5 SHEET 1 OF 1